

# GURU HARKRISHAN PUBLIC SCHOOL KAROL BAGH

## CLASS -NURSERY



# HOLIDAY HOMEWORK



As the Sun is getting  
hotter and brighter

So are the days for  
Summer Holidays come  
nearer..

Holidays means

**HOLIDAYS HOMEWORK 2024-25**  
**CLASS NURSERY SUB :ENGLISH**  
**CLASS TEACHER- NAVNEET KAUR**

## Home work- ENGLISH

### Week 1

<https://www.youtube.com/watch?v=dCm-hIPN2t0>

Recognition of Alphabets A to Z through Alphabet song  
Complete Handwriting book of strokes from page 15 to  
34

Play with strokes like |, -, /, o, (, ) make these with the help  
of finger on salt tray.

## Week 2

<https://www.youtube.com/watch?v=4x4Y2MXry7E>

Learn to make alphabets (I,T,H L,E,F,N,Z) with the help of match sticks. Make each alphabet on separate page of Holidays Hw copy

## Week3

<https://www.youtube.com/watch?v=zewqe0LISww>

Make a collection of pictures from (I,T,H,L,E,F,N,Z). Collect 3 pictures from each alphabet like E for Ear, Elephant, eyes, eraser, elbow etc and paste each alphabet with pictures on separate page

## Week 4

<https://www.youtube.com/watch?v=9mc8Cp8SZxA>

Story time

Thirsty crow

My red ball

From the Story book demonstrate the story with your parents.

## Week5

<https://www.youtube.com/watch?v=yCjJyiqpAuU>

Rhyme time

<https://www.youtube.com/watch?v=ecQYsQkfNPc>

Twinkle little star

Jack and Jill

Learn these rhyme



**HOLIDAYS HOMEWORK 2024-25**  
**CLASS NURSERY SUB :Maths**  
**CLASS TEACHER: NAVNEET KAUR DUGGAL**

**Home work-MATHS**

**Week 1**

[https://youtu.be/r\\_HXSKLX7iA?si=oNMiLfuuRNDjXfso](https://youtu.be/r_HXSKLX7iA?si=oNMiLfuuRNDjXfso)

Learn the concept of

Up,down

Full,empty

More , less

Few ,many

Heavy light

Worksheets will be provided

Learn through experiment take help from link given

**Week 2**

[https://www.youtube.com/watch?v=MnOKD\\_I6vSU](https://www.youtube.com/watch?v=MnOKD_I6vSU)

Learn shapes(circle,Square, Triangle Rectangle)use  
playdo to make different shapes.

Collect 2 things from each shape like

Circle (bangle,roti etc)

Triangle (pizza slice, nacho )

Paste pictures in copy.



### Week 3

<https://www.youtube.com/watch?v=FyT2bh1CmzY>

Learn to make different strokes (o,3,c)  
Write numbers (1,4,7,9,5) 2pages each

### Week 4

<https://www.youtube.com/watch?v=AV87v1OWIVc>

Collection of material

Visit a park - From Numbers (1,4,7,9,5) collect things like

1-feather

4-leaves

7-twigs

9-flowers

5-stones

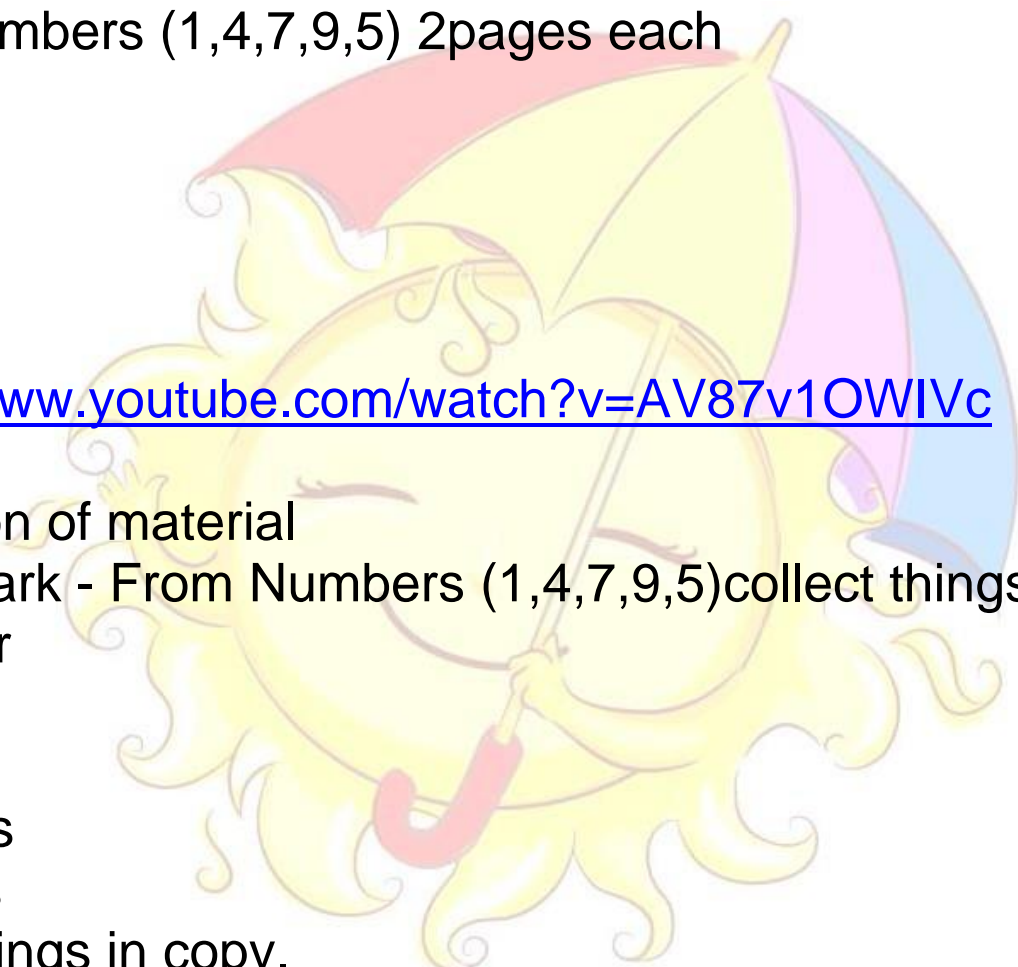
Paste things in copy.

### Week5

<https://www.youtube.com/watch?v=yekkUz-pP2A>

Salt tray

Write numbers on salt tray .Take a tray put salt in it nod  
move your fingers in it according to the number.Take  
help from link.



**HOLIDAYS HOMEWORK 2024-25**  
**CLASS NURSERY SUB :EVS**  
**CLASS TEACHER: NAVNEET KAUR DUGGAL**

**Home work-EVS**

**Week 1**

<https://youtu.be/Gx3z1N00wGY?feature=shared>

Topic Myself

Learn to speak 3 lines

1. My name is .....
2. I am a boy/girl
3. I am ....years old.

**Week2**

<https://youtu.be/jd3bWUAa9qM?feature=shared>

Learn parts of body from General awareness book

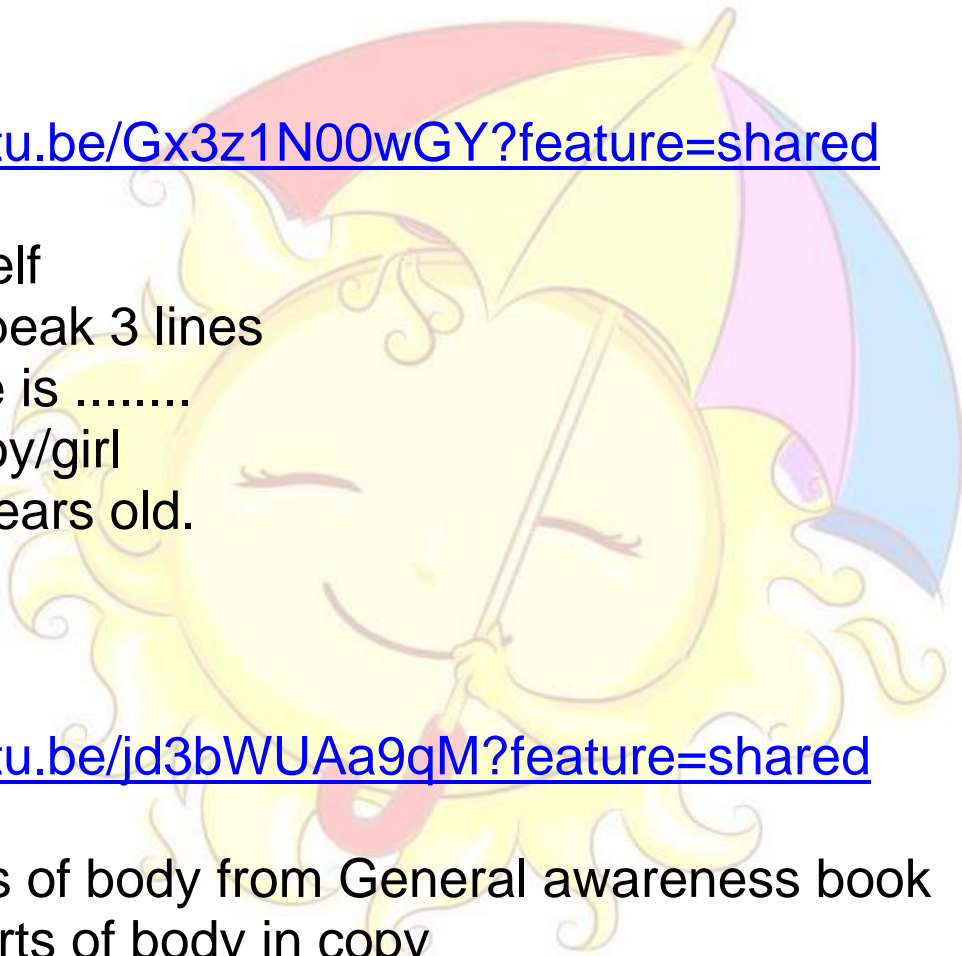
Paste 5 parts of body in copy

**Week 3**

[https://youtu.be/bYkN5Qk\\_C8U?feature=shared](https://youtu.be/bYkN5Qk_C8U?feature=shared)

Watch movie Madagascar, Mogli, Jungle book

Try to recognize animals Learn & speak names of different animals you see.



## Week4

<https://youtu.be/PjMhBxJ8I5M?feature=shared>

Visit a park

Watch different things you see in the park ,try to draw things that you see in copy.

## Week5

<https://youtu.be/vmE9I0PuVaU?feature=shared>

Make one beautiful thing from best out of waste.  
Go to water park,zoo,mall,India Gate,Qutub  
Minar, Temple, Gurudwara and click your pics

विषय – हिंदी

Class Teacher Navneet Kaur

Class Nursery

## Week 1

कहानी प्यासा कौआ

छात्र कहानी को सुनें तथा नाट्य रूप द्वारा घर में दोहराए । कौए का चित्र बनाकर उसमें काला रंग भरें ।

<https://www.youtube.com/watch?v=cgNhX6KO3xo>

## Week2

स्वरो की पहचान कर मौखिक उच्चारण करें। स्वर से सम्बंधित चित्रो की पहचान करें। संपर्क का सहारा लें। जैसे अ से अनार,अचकन,अमरूद।

[https://www.youtube.com/watch?v=aBKV\\_2aLrBw](https://www.youtube.com/watch?v=aBKV_2aLrBw)

## Week3

अ से अः तक स्वरो की चित्रावली (scrap file)बनाए। जिसमें चित्रो को इकट्ठा करें।

<https://www.youtube.com/watch?v=8UWtPMwNTzs>

## Week4

मिट्टी में उंगली चलाए तथा स्वरो को बनाए। बच्चो को पार्क लेकर जाएं तथा वहाँ जमीन पर खेल द्वारा स्वरो को लिखने का प्रयास करें।

<https://www.youtube.com/watch?v=gl5MAHampol>



## Week5

फलो व सबजियो के नाम

बच्चो को सब्जी मार्किट लेकर जाए। गर्मी के मौसम के कोई पांच फल व सब्जी के नाम याद करें। चित्र बनाने का अभ्यास करें।

<https://www.youtube.com/watch?v=FgxbFAu9Ddc>

<https://www.youtube.com/watch?v=Q-1EqNEjjLI>



**Art holiday homework**  
**Session – 2024-25**  
**Class - Nursery**

**Week 1**

Make anything with waste material.

**Link-**

<https://youtube.com/watch?v=bOERfSDmURM&feature=shared>

**Week 2**

Do vegetable printing on A-4 size sheet

**Link-**<https://youtu.be/8AiF6ISgnuY?si=sRRTg0vR3QiH4Er9>

**Week 3**

Draw a composition using basic shapes i.e Circle, Square, Rectangle and Triangle on A-3 size sheet.

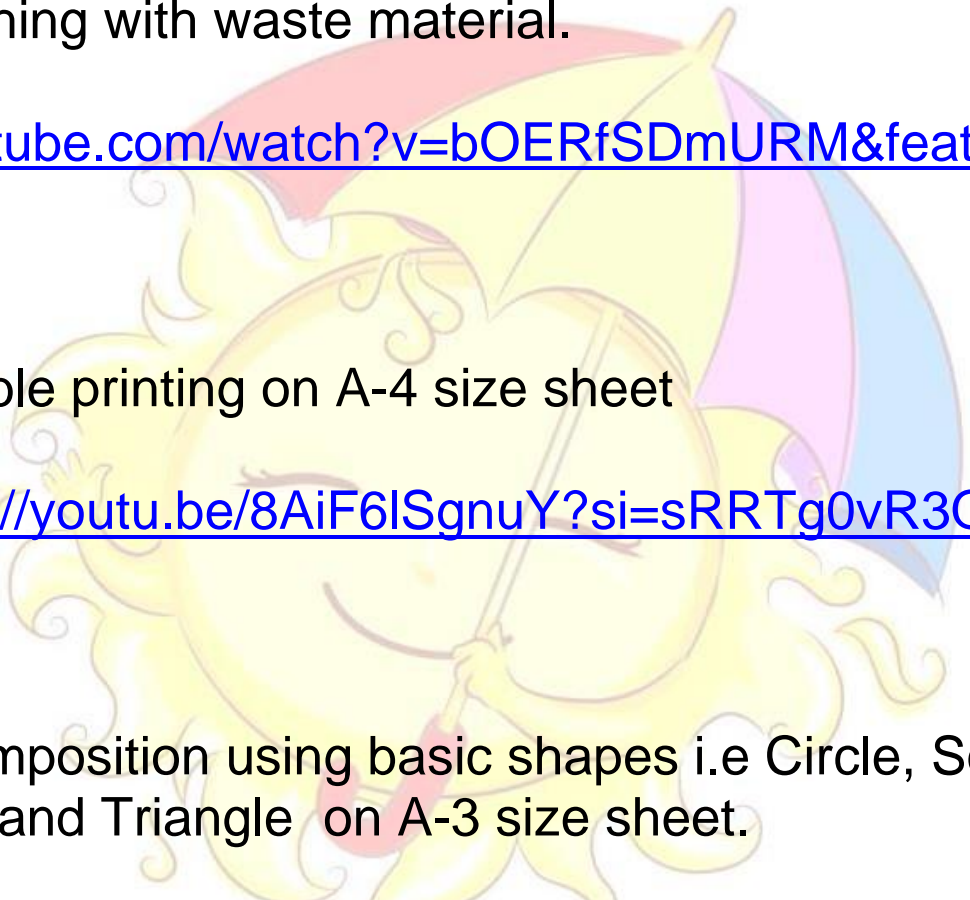
**Link-** <https://youtube.com/watch?v=0-7GrWFQKfw&feature=shared>

**Week 4**

-Make a beautiful composition using thumb printing

**Link-** <https://youtube.com/watch?v=fsgm64-S5LM&feature=shared>

**Week 5**



Do an innovative pulse activity

**Link-**

<https://youtu.be/RhykFZUh2Bo?si=aULEFq2ui7YebkT9>

